




ECOLACK AIRLACK

Solventborne Paint
Airport, Road & Urban



Ral 1001



Ral 1023 ✈️



Ral 1024



Ral 2009 ✈️



Ral 3009



Ral 3020 ✈️



Ral 5012 ✈️



Ral 5017 ✈️



Ral 6010 ✈️




Ral 6018



Ral 6024 ✈️



Ral 7043



Ral 9017 ✈️

RAL colors not contractual

COMPLIANCE



Accredited ICAO paint for airport. ✈️
Formulation based on EN1436 -1824 certified Solventborne Paint without toluene

SUSTAINABLE DEVELOPMENT

Toluene free solvent.
Life Cycle Analysis (LCA) to standard ISO 14044 available.
Limited VOC impact due to low levels of certification.

APPLICATOR



High durability (P5) for an optimized cost of use.
Certifications to attend road and urban needs.
Product packaged with a plastic pocket for a reduction of waste costs.

RECOMMENDED APPLICATION

ECOLACK is a solventborne paint without toluene, ready for use. Ecolack range regroups the colors designed and applied for urban, road & airport areas.

TECHNICAL DATA

Solventborne paint without toluene.
Binder 100% acrylic resin.
Pigment : Organic.
Density : 1,40 à 1.70 kg/ according to the color.
Dry extract : 73.5 à 80 %.
Drying time : 5 à 30 mn approx.

CONDITIONS OF APPLICATION

Airless machine or manual application.
Recommended doses : 200 to 480 g/m².
Over any dry and clean new asphalt.
Maximum humidity : 80%.
Surface temperature : 5°C < T < 40°C.
Cleaning with solvent.

PACKAGING & STORAGE

Packaging : 25 kg (15 L approx.) .
Pallet : 900 kg (36 drums of 25 kg).
Storage & Transport : Dry, frost free place.
Shelf Life : 12 months in unopened packaging from manufacturing date.

SAFETY & ENVIRONMENT

Product for professional use only.
Soiled packaging and cleaning products should be discarded according to local regulation.
Refer to the Safety Datasheet (MSDS) on sar.fr.

Contact our Commercial Service

customerservice@sar.fr



Rue du Pâtis - ZA du Pâtis
Hameau de Ronquerolles
60600 Agnetz
T/ +33 3 44 50 82 20



TECHNICAL RECOMMENDATION

Product :	Solventpaint, ready to use.
Homologation :	Road marking product compliant to EN 1436 & EN 1824.
Usage :	Road works on airports, highways, roads and urban areas.
Drying :	Drying solvent evaporation.
Temperature :	5°C < T < 40°C.
Humidity :	< 80%.
Drying Time :	11 to 15 minutes according to weather conditions.
Paint Application :	Spray with airless & self-propelled machine.
Beads Application :	Mechanical application with beads dispenser.
Cleaning :	Solvécol or Solvéo
Support :	Over any dry and clean new asphalt.
Old Markings :	Review adhesion and compatibility between products. Primer can be recommended.

EQUIPMENT



Airless :

Filter low pressure 4 to 8 Mesh & Filter high pressure 60 Mesh.
 Nozzle size 19 to 51 mm inches according to targeted dosage.
 Nozzle angle 30° to 70° according to targeted width.
 Gun height 135 to 260 mm according to nozzle angle.
 Application pressure 80 to 120 bar according to nozzle size and application speed.



Pneumatic :

Nozzle size 4.5 to 6 mm according to targeted dosage.
 Application pressure 2.5 to 5 bar according to nozzle size and application speed.



Roll :

Size 6 to 8 mm.



Beads :

Automatic and pressurized beads dispenser.

TYPE OF WORKS

New : According to the opening of the asphalt, it is necessary to adjust the dosage. If the asphalt has less than 15 days (presence of oils and wax on the surface), wait before application to avoid the influence of light fractions bitumen that may stain or interfere with the adhesion of the marking.

Maintenance : Adapt the dosage and review the adhesion with the old marking.

USE RECOMMANDATIONS

Do not dilute. Risk of degradation of the drying time and resistance of the paint film.

Before use, the product must be mixed until a perfect homogeneity.

Make sure there is no air entry in the paint circuit (risk of foaming & drying).

Keep closed the tank of paint to avoid evaporation of solvents.

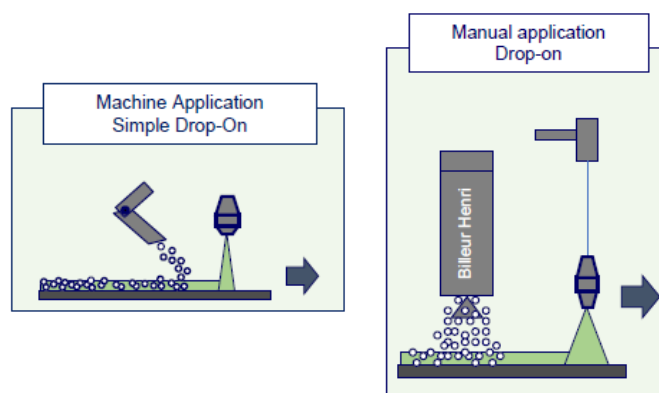
Clean the high pressure and low pressure filters regularly and fill them with solvent when reassembling.

EQUIPMENT PREPARATION

Avoid all incandescent sources (flame, spark etc.) while handling a solventborne paint or a solvent.
 Purge the paint circuit as well as all spray guns.
 Clean the high pressure and low pressure filters.
 Clean the paint tank without leaving residues on the walls and double-rinse with Solvecol (solvent).
 Between each rinse, clean the HP and LP filters.
 Drain the entire circuit including the recycling circuit.
 Against electrostatic hazards, ensure that all spray equipment is grounded with a metal chain link.
 Favor metal packaging only. The movement of a paint or solvent in an insulating packaging generates electrostatic charges that can cause an explosion by the formation of an electric arc.
 Fill the tank with solventborne paint.
 Purge the circuits by "spitting" all the guns on the machine, until all the rinsing solvent has been eliminated of the circuits.
 The machine is ready for use.

RECOMMENDED DOSAGE

PRODUCT	Dosage ECOLACK g/m ²	Dosage Drop-on g/m ²
ECOLACK	400 à 500	-
ECOLACK with glass beads	400 à 500	300 à 400



ENVIRONMENT & SECURITY

Regulation on the transport of dangerous goods : Product subject to ADR regulations.
 Obligation to be handled with the usual precautions when melting: gloves, work clothes, goggles, especially in case of splashing.
 Consult the Material Safety Data Sheet (MSDS) on sar.fr

For additionnal information

sar.fr

